

lancaster

Chest Wide
4 Drawers



lancaster

Chest Wide 4 Drawers

The Lancaster Collection offers unobtrusive refinement and skilled craftsmanship to form the perfect balance between function and beauty. Rich OG detailing on the tops and recessed insert panels set into chamfered frames on doors and drawers. Collection available with or without contrasting edges as well as custom color combinations.



Model: LACH40W
31.5W 19D 36H

Features




Durable Finish

Kwalu's proprietary finish doesn't have any of the drawbacks of wood. The finish is moisture impervious, easy to clean and maintenance-free.




Chamfered Frames

The raised overlay on this collection adds a classic style feature.




Drawers

Are constructed with both dowel and mechanical fasteners for additional strength. 100lb static and dynamic load Euro Drawer Slides allow for easy opening and closing.



Other Chest Styles

Lancaster chest styles include 3, 4, 5 and 6 drawer versions.



Hardware

Choose from dozens of hardware styles, including ADA compliant options.



10 Year Warranty

We offer a 10 Year Performance Warranty on both construction and finish, so the product is guaranteed to stay looking like new for 10 years.

Statement of Line



LACH30

25W 19D 30H



LACH30W

31.5W 19D 30H



LACH40W

31.5W 19D 36H



LACH50

25W 19D 46.75H



LADR60

48.5W 19D 30H

kwalu | Furnishing the Future™

6160 Peachtree Dunwoody Rd. Building C, Atlanta, GA 30328

1-877-MY-KWALU kwalu.com

